

New Bio-Sorbents in the Removal of Aluminium (III) from Polluted Waters

Anna Aruna Kumari¹, K. Ravindhranath^{2*}

¹Department of Chemistry, Acharya Nagarjuna University, Guntur-522510, A.P., India

²Dept of Chemistry, K L University, Vaddeswaram-522 502, Guntur Dt., A.P., India

*Corresponding author: E-Mail: ravindhranath.kunta@gmail.com

ABSTRACT

The adsorption nature of bio-adsorbents obtained from *Pongamia pinnata* plant in the extraction of Al (III) ions from waste waters is studied by varying different parameters and by using Batch systems of extraction procedures. Various parameters have been optimized for the quantitative removal of Al (III) to an extent of 100%. Adsorption isotherms are analyzed and the obtained correlation coefficient (R^2) and dimensionless separation factor (R_L) values confirm that adsorption obeys Langmuir adsorption indicating monolayer formation. Further, the 'physisorption' nature of the sorption process is confirmed by Temkin as well as Dubinin-Radushkevich isotherms. On analysis of adsorption kinetics by various models, it is observed that pseudo second order model is better explaining the sorption process. The thermodynamic study reveals the endothermic nature for adsorption process. Common cations and some anions even in tenfold excess have shown marginal interference but Cl^- and F^- effected and while PO_4^{3-} synergistically maintained the 100% removal. The developed procedure is successful when applied to samples of waste waters from industries and contaminated lake waters.

KEY WORDS: Aluminum (III), pollution control, bio-sorbents, *Pongamia pinnata*, adsorption isotherms and kinetics, applications.

1. INTRODUCTION

Aluminum salts are widely used in different industries and also as coagulant in municipal water treatment (Yoshimum, 2004; Lindsay, 1996; Srinivasan, 1999; 2002). The industrial wastes are to be treated for the removal of Al (III) ions before disposing the waste to environment. If any lapse in this regard, leads to the contamination of water bodies with Al (III) ions. Further, the Aluminum present in the soils is leached into nearby water bodies (John Sorenson, 1996; Campbell, 2002) due to dwelling of human beings and their different activities. Thus accumulated Al (III) ions in water bodies are toxic and also effect the agricultural production (Flaten, 2001; Kochian, 1995). Further, the residual Aluminum in municipal waters is undesirable.

Epidemiological findings indicates that the Al (III) ions are neurotoxins (Flaten, 1996), harmful to fish (Miller, 1994; Campbell, 1983; Birchall, 1989), zooplankton (Haven, 1989; 1992), cyanobacteria (Pettersson, 1988), algae (Gensemer, 1991) and water weeds (Parker, 1989) and cause kidney problems, Parkinson and Alzheimer's disease (Flaten, 2001), bone softening (McClure, 1984), pulmonary fibrosis and anemia (Descocotes, 1988).

Because of hazardous nature of Al (III) ions (Flaten, 1996; Massey, 1989; Crapper, 1980), many countries imposed legislation and the allowed limit as per WHO is 0.2 ppm and as per Canada and Sweden, it is 0.12 (Lenore, 1998; Letterman, 1994). Hence, the researchers in environmental sciences are kindling their energies in removing Al (III) ions from industrial effluents or contaminated waters.

Cations exchange, precipitation, electro-dialysis and R.O methods have been investigated to address this problem (Pesavento, 1998; Matus, 2005; Singh, 2004) but these methods have one or other disadvantage and the universally acceptable simple, cheap and effective solution is eluding the researchers.

The bio-adsorbents prepared from plant materials either in their native or chemically modified state in controlling the polluting ions in waste waters, are supplementing or even replacing the traditional methods and this aspect is stimulating the research in this field (Paul, 1988; Denizli, 2003; Jekel, 1991; Ghazy, 2005; Shaban El-Sayed Ghazy, 2006; Tony Sarvinder Singh, 2006; Jawaweera, 2007; Septhum, 2007; Mohamad Nasir Othman, 2010). Our research group has been probing these aspects and developed methods for removing various polluting ions : Cr(VI) (Sekhar, 2012; Sree Devi, 2012; Hanumantha Rao, 2015; Naga Babu, 2016), Zn(II) (Papodu, 2014; Hanumantha Rao, 2015), Al (III) (Anna Aruna Kumari, 2012), F^- (Suneetha, 2014; 2015; Hanumantha Rao, 2012), NO_2^- (Suneetha, 2012; 2014), NO_3^{2-} (Suneetha, 2012), NH_3 (Prameela Rani, 2014; Suneetha, 2012), PO_4^{3-} (Divya Jyothi, 2012; Hanumantha Rao, 2015), Dyes (Srinivasa Reddy, 2012; 2014; 2015) and other metal ions (Shaik Karimulla, 2014), form waste waters.

The present investigation endeavors to probe the adsorbents prepared from the *Pongamia pinnata* plant in extracting Al (III) from waste waters.

2. MATERIALS AND METHODS

During our preliminary investigations, we notice affinity between Al (III) and *Pongamia pinnata* plant materials. *Pongamia pinnata*, is a medium-sized ever green shrub belonging to Fabaceae family and it grows well in

alluvial soils. Various parts of the plant are used in folk lore curing different human ailments mainly pertains to abdominal and skin related problems. The leaves or stems cut from *Pongamia pinnata* were washed with distilled water and dried in Sun light. The dried materials were crushed and meshed to reduce the size of the particles below 75μ and activated at 105°C using oven. Ash adsorbents were prepared by burning the leaves.

Adsorption Experiment: Batch systems of extraction procedures were adopted (Trivedy, 1979; Gerard Kiely, 1998; Metcalf and Eddy, 2003). Definite amounts of adsorbents were added to 250 ml of known concentrations of Al(III) taken in 500 ml stopper conical flasks and the pHs were adjusted to desired values and then the solutions were shaken in shaker for desired periods. Then the solutions were filtered and the content of Al (III) were estimated by "Eriochrome cyanine R" method as described elsewhere (Jeffery, 1989).

The adsorption natures of the adsorbents prepared were studied by gradually changing different physicochemical parameters. Using a constant adsorbent concentration, % removal of Al (III) from sample waters was explored by varying equilibration time at various pH values and the found results were depicted in Graph Nos: 1a to 1d, and 2.

Optimum dosage of adsorbent required for Al (III) removal was assessed by varying the dosage concentrations at fixed other optimum conditions of extraction and the results were shown in Graph No. 3.

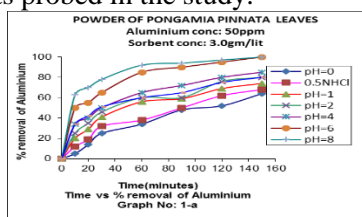
Effect of other Co-ions: The interfering ions chosen for study were the common ions naturally exist in waters viz. Sulphate, F, Cl, Nitrate, Phosphate, Carbonate, Ca (II), Mg (II), Cu (II), Zn (II) and Ni (II). The effect of tenfold excess of these ions on the % removal of Al (III) was studied and the results were noted in Table.4.

Applications: The procedures formed in this work were applied to samples collected from the effluents of Aluminum based industries at Hyderabad and also from polluted lakes at different places in Bapatla Mandalam of Guntur Dt. of Andhra Pradesh. Initially, the samples were analyzed for actual amounts Al (III) and then the Al (III) in the samples were extracted using the adsorbents developed in this work. The observations were given in Table.5.

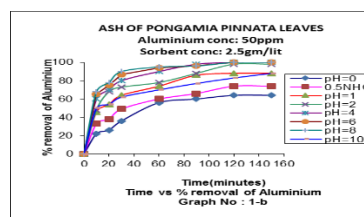
3. RESULTS AND DISCUSSIONS

The removal of Al (III) ions from waters was investigated by changing the various physicochemical parameters viz, pH, equilibration time, sorption concentration and effect of the temperature. Adsorption nature was analyzed using Freundlich, Langmuir, Tempkin and DR models. Further, kinetics of adsorption was studied by correlating various kinetic models such as viz., Pseudo first and second order, Bangham's and Weber and Morris diffusion models, and Elovich equations. The results were presented in the Graphs and Tables at relevant places. The significant observations are:

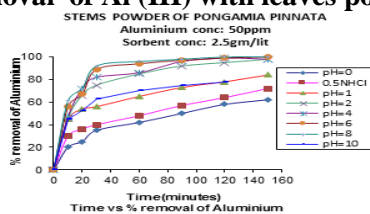
Time of equilibration: With the increase in the agitation time, % removal increases at constant pH and sorbent concentration. The removal comes to a study state after certain time. (Graph Nos. 1a to d). As for example, with the leaves powders of *Pongamia pinnata*, the extractability is : 50% at 10 minutes, 55 % at 20 minutes, 65% at 30 minutes, 85% at 60 minutes, 90% at 90 minutes, 95% at 120 minutes and 100% at 150 minutes or above at an optimum pH:6 and at sorbent concentration of 3.0 gm/lit (vide Graph No.1a). The trend of adsorption is same with other sorbents probed in the study.



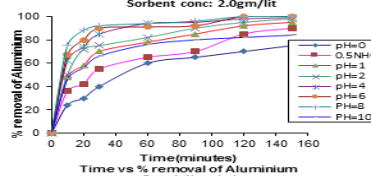
Graph.1a. Effect of equilibration time on % removal of Al (III) with leaves powder



Graph.1b. Effect of equilibration time on % removal of Al (III) with Leaves ash



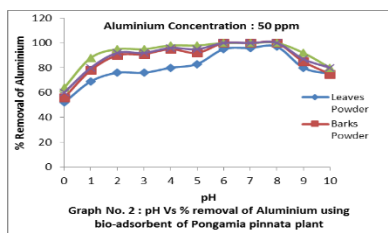
Graph.1c. Effect of equilibration time on % removal of Al (III) with stems powder



Graph.1d. Effect of equilibration time on % removal of Al (III) with stems ash

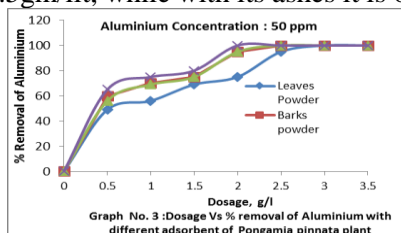
With the sorbents, agitation time needed for the maximum removal of Al (III) is less for ashes based adsorbents than with the leaves or stems based adsorbents. The optimum agitation time for maximum extraction is 150 minutes for the leaves and barks powders based adsorbent at optimum pH:6 while with their ashes the optimum equilibration times is 120 minutes (Graph Nos.1a to d).

Effect of pH: Adsorption is pH sensitive. The extraction is maximum when the solution pH is between 6 to 8 and below and above this range, the extraction falls (vide Graph No.2). As for example, with the leaves powder, the maximum removal is: 52% in 1.0N HCl; 62% in 0.5N HCl; 69% at pH: 1; 76% at pH: 2; 80% at pH: 4; 95% at pH: 6; 97% at pH: 8; and decreased to 75% at pH: 10 after an equilibration time of 150 minutes, and at sorption concentration of 3.0 gm/lit. With the leaves ash as adsorbent, the removal is: 64% in 1.0N HCl; 74% in 0.5N HCl; 88% at pH: 1; 95% at pH: 2; 98% at pH: 4; 100% at pH: 6; 100% at pH: 8; and decreased to 83% at pH: 10 after an equilibration time of 120 minutes and with sorption dosage of 2.5gm/lit. With stems powders, the maximum extractability is: 56% in 1.0N HCl; 64% in 0.5N HCl; 78% at pH: 1; 90% at pH: 2; 95% at pH: 4; 100% at pH: 6 & 8; and 75% only at pH: 10 after an equilibration time of 150minutes and with sorbent conc. of 2.5gm/lit. With the stems ash, the maximum extractability is: 60% in 1.0N HCl; 70% in 0.5N HCl; 80% at pH: 1; 92% at pH: 2; 96% at pH: 4; 100% at pH: 6 & 8 and 80% only at pH:10 after an equilibration time of 120 minutes and with sorbent dosage 2.0gm/lit.



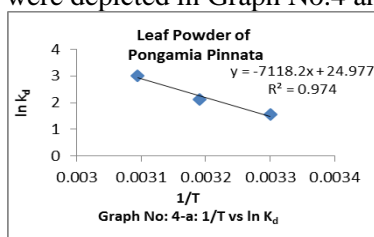
Graph.2. Effect of pH on % removal of Al(III)

Sorbent Concentration: The optimum sorbent concentration required for maximum extractability of the Al (III) is more with leaves and stem powders than with their ashes. Sorbent concentration for maximum extraction at optimum extraction conditions is 3.0 gram/lit for the leaves powder while 2.5 gm/lit with their ashes. With the stems powder the optimum sorbent concentration is: 2.5gm/lit, while with its ashes it is only: 2.0 gm/lit. (Graph No: 3).

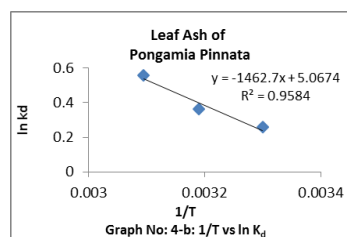


Graph.3. Effect of sorbent dosage on % removal of Al(III)

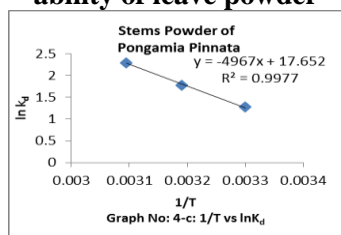
Effect of Temperature: The variation of solution temperature on the % removal of Al (III) was studied by conducting the extraction experiments at different temperatures 303, 313 and 323K and at optimum extraction conditions: pH: 6.0; contact time: 120 min; sorbent dosage: 3.0g/lit; concentration of Al (III) ion solution: 5.0 mg/lit . The results were depicted in Graph No.4 and Table.1.



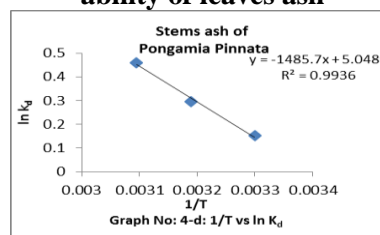
Graph.4a. Effect of Temperature on the extraction ability of leaf powder



Graph.4b. Effect of Temperature on the extraction ability of leaves ash



Graph.4c. Effect of Temperature on the extraction ability of stems powder



Graph.4d. Effect of Temperature on the extraction ability of stems ash

Thermodynamic parameters namely, energy change (ΔG) (kJ/mole), change in enthalpy (ΔH) (kJ/mole) and change in entropy (ΔS) (J/K/mole) were determined at different temperatures by using the equations (Alagumuthu,

2010; Karthikeyan, 2007; Sekar, 2004). $\Delta G = -RT \ln K_d$; $\ln K_d = \Delta S/R - \Delta H/RT$; $K_d = q_e/C_e$ and $\Delta G = \Delta H - T\Delta S$ where K_d = the distribution coefficient for the adsorption, q_e = the amount of Al (III) ion adsorbed per liter of solution at equilibrium, C_e = the equilibrium conc. of Al (III) ion solution, T = absolute temp. R = gas constant. The values of ΔH and ΔS were calculated from the slope and intercept of a plot between $\ln K_d$ and $1/T$ and ΔG values were calculated from the equation $\Delta G = \Delta H - T\Delta S$ and tabulated in Table No. 1 (Horsfall, 2005; Viswanathan, 2010). It is observed that with rise in temp. from 303 to 323K (30 to 50°C), the percentage removal of Aluminum(III) ion increases from 81.7% to 87.5% for leaf powders, 83.0% to 88.5% with Leaf ash, 92.6% to 97.2% with stems powder and 93.4% to 98.4% with stems ash.

Table.1. Thermodynamic parameters of Al (III) ions adsorption on different sorbents

| Parameter | $\Delta H(\text{kJ/mol})$ | $\Delta S(\text{J/mol/K})$ | $\Delta G (\text{kJ/mol})$ | | | R^2 |
|-------------|---------------------------|----------------------------|----------------------------|---------|---------|--------|
| | | | 303 | 313 | 323 | |
| Leaf Powder | 59.180 | 207.6 | -3.7228 | -4.859 | -7.8748 | 0.974 |
| Leaf ash | 12.16 | 42.13 | -0.6053 | -1.0266 | -1.4479 | 0.9584 |
| Bark Powder | 41.295 | 146.75 | -3.169 | -4.6377 | -6.105 | 0.9977 |
| Bark ash | 12.352 | 41.96 | -0.3618 | -0.7814 | -1.201 | 0.9936 |

As the temp increases, the thickness of outer surface of the adsorbent decreases and kinetic energy of Al (III) ion increases and so, diffusion rate of Al (III) ion increases in the boundary layer and also into the internal pores of adsorbent. As is seen from the Table 1 that the positive values of ΔH indicates the physisorption and endothermic nature of adsorption (Bouberka, 2005).

The R^2 values close to one (0.974, 0.9584, 0.9977, 0.9366) for all the four adsorbents of *Pongamia pinnata* also indicate the endothermic nature of adsorption process. The positive ΔS values indicate the increase in disorder and randomness at the surface of adsorbents (Sairam Sundaram, 2009).

The negative values of ΔG reflect the spontaneity of adsorption process and in other words, the sorption forces are strong enough to cross the potential barrier at the boundary (Chaturvedi, 1988).

Adsorption Isotherms: Four well known adsorption isotherm models, Freundlich (1906), Langmuir (1919), Temkin (1940) and Dubinin-Radushkevich (1947) were selected to analyze the relation between the Al (III) conc. remaining in the bulk solution to the quantity of Al (III) adsorbed at the solid/solution interface at constant temperature.

Linear form of Freundlich equation is $\log (q_e) = \log k_f + (\frac{1}{n}) \log C_e$ and Linear form of Langmuir equation is: $C_e/q_e = (a_L/k_L)C_e + 1/k_L$. According to Hall (1966), process of adsorption is unfavorable when the R_L is less than 1, linear when R_L is equal to 1 and favorable when R_L is above 0 but below 1 and irreversible when R_L is equal to 0. Further this model is characterized by the dimensionless separation factor, $R_L = 1/(1 + a_L C_i)$. The isothermal constants along with the correlation coefficient values calculated were given in Table 2.A.

R^2 -values near to 1, indicate the validity of these two adsorption isotherms and confirm the heterogeneous surface of adsorbents and the monolayer coverage of Al (III) on the surface. The high correlation coefficient ($R^2=0.9985, 0.9938, 0.9689$ and 0.9983) values and dimensionless separation factor ($R_L= 0.01594, 0.0142, 0.0212$ and 0.01174) values in the range of 0-1, indicate the favorability of the Langmuir than Freundlich isotherm.

Table.2. A: Adsorption isothermal parameters of Freundlich and Langmuir plots for different adsorbents of *Pongamia pinnata* plant

| S.No: | Adsorption isotherms | Bio-sorbent | | Slope | Intercept | R^2 |
|-------|----------------------|--------------|---------|--------|-----------|--------|
| 1 | Freundlich isotherms | Leaf Powder | | 0.223 | 0.9485 | 0.8868 |
| | | Leaf ash | | 0.2033 | 1.0761 | 0.8605 |
| | | Stems Powder | | 0.2123 | 1.0558 | 0.8591 |
| | | Stems ash | | 0.1453 | 1.2408 | 0.9087 |
| | | | R_L | Slope | Intercept | R^2 |
| 2 | Langmuir isotherms | Leaf Powder | 0.01594 | 0.0545 | 0.0341 | 0.9985 |
| | | Leaf ash | 0.0142 | 0.0463 | 0.0259 | 0.9938 |
| | | Stems Powder | 0.0212 | 0.0456 | -0.0315 | 0.9689 |
| | | Stems ash | 0.01174 | 0.0352 | 0.0219 | 0.9983 |

Table.2. B: Adsorption isothermal parameters of Temkin and Dubinin-Radushkevich plots for different adsorbents of *Pongamia pinnata* plant

| S. No. | Adsorption isotherms characteristics | | | | |
|--------|--------------------------------------|--------------|--------|-----------|----------------|
| 1 | Temkin Isotherm | B | Slope | Intercept | R ² |
| | Leaf Powder | 2.17778J/mol | 2.1777 | 10.908 | 0.9041 |
| | Leaf ash | 2.4228J/mol | 2.4228 | 14.254 | 0.9103 |
| | Stems Powder | 2.3586J/mol | 2.3586 | 14.304 | 0.8684 |
| | Stems ash | 2.5554J/mol | 2.5554 | 19.254 | 0.8954 |
| 2 | Dubinin-Radushkevich isotherm | E | Slope | | |
| | Leaf Powder | 3.535KJ/mol | -4E-08 | -7.075 | 0.8835 |
| | Leaf ash | 5.0KJ/mol | -2E-08 | -7.024 | 0.8748 |
| | Stems Powder | 5.0KJ/mol | -4E-08 | -7.1054 | 0.8942 |
| | Stems ash | 3.1622KJ/mol | -5E-08 | -7.475 | 0.8825 |

Linear form of Temkin equation is $q_e = B \ln C_e + B \ln A$ where, $RT/b = B$ (Hameed, 2009; Onyango, 2004) and Linear form of Dubinin-Radushkevich equation is $\ln q_e = -\beta \epsilon^2 + \ln q_m$, where $\epsilon = RT \ln(1+1/C_e)$ (Monika, 2009). The isothermal constants along with the correlation coefficient values were evaluated and presented in Table 2.B. R²-values are near to 1, reflect that these two adsorption isotherms are applicable to the present extraction systems and further confirm the heterogeneous surface of the adsorbent. For leaves, leaves ash, stems and stems ash, Temkin B values are 2.17778J/mol, 2.4228J/mol, 2.3586J/mol and 2.5554J/mol respectively and the Dubinin Radushkevich mean free energy, $E = 1/2\beta$, are 3.535 KJ/mol, 5.0KJ/mol, 5.0 KJ/mol and 3.1622 KJ/mol. As the E is less than 8 kJ/mol, it is an indication of 'physisorption' (Atkins, 1999) dominating the chemisorptions and ion exchange etc.

The "Physisorption" is nonspecific adsorption that occurs as a result of long range weak Vander Waals forces between Al (III) ions and adsorbent. As per Atkins (1999), characteristics for "physisorption" are the mean free energy (E) and also heats of sorption (B) values below 20kJ/mol. The B value of the present adsorbent system, further confirms the 'physisorption' nature.

Adsorption Kinetics: The rate of adsorption of Al(III) ion onto the different adsorbents were investigated using pseudo first-order model (Lagergren, 1898; Ho, 1999;2000) using the equation is $\log (q_e - q_t) = \log q_e - k_1 t/2.303$, pseudo second-order model (Ho, 1999; 2000) using $t/q_t = 1/k_2 q_e^2 - (1/q_e) t$, Weber and Morris intraparticle diffusion model (Weber, 1963) adopting $q_t = k_{ip} t^{1/2} + c$, Bangham's pore diffusion model (Aharoni, 1977) using $\log [\log (C_i/C_i - q_m)] = \log (k_o/2.303V) + \alpha \log(t)$ and Elovich equations (Ozacar, 2005; Gerente, 2007) using $q_t = 1/\beta \ln(\alpha\beta) + 1/\beta \ln(t)$. From the plots of all these five kinetic models, various parameters were calculated and tabulated in Table.3.

Table.3. Kinetic parameters pertains to various adsorbents of *Pongamia pinnata* Plant

| S.No: | Adsorption Kinetics | | | |
|-------|---|---------|-----------|----------------|
| 1 | Pseudo first-order | Slope | Intercept | R ² |
| | Leaf Powder | -0.0097 | 0.8064 | 0.9802 |
| | Leaf ash | -0.0134 | 0.7926 | 0.9881 |
| | Bark Powder | -0.0091 | 0.7833 | 0.9882 |
| | Bark ash | -0.0084 | 0.6968 | 0.9148 |
| 2 | Pseudo second-order | | | |
| | Leaf Powder | 0.0573 | 0.5179 | 0.9996 |
| | Leaf ash | 0.0489 | 0.2071 | 1.0 |
| | Bark Powder | 0.0489 | 0.1804 | 0.9996 |
| | Bark ash | 0.0394 | 0.1373 | 0.9998 |
| 3 | Weber-Mories Intra Particle Diffusion model | | | |
| | Leaf Powder | 0.4646 | 10.671 | 0.8751 |
| | Leaf ash | 0.3082 | 16.057 | 0.8518 |
| | Bark Powder | 0.3038 | 16.2 | 0.765 |
| | Bark ash | 0.3216 | 20.796 | 0.8658 |
| 4 | Bangham's pore diffusion | | | |
| | Leaf Powder | 0.6992 | -1.3067 | 0.9262 |
| | Leaf ash | 0.6394 | -1.0984 | 0.9768 |
| | Bark Powder | 0.7454 | -1.275 | 0.940 |
| | Bark ash | 0.3293 | -0.5759 | 0.953 |
| 5 | Elovich model | | | |
| | Leaf Powder | 1.989 | 6.466 | 0.960 |

| | | | | |
|--|-------------|-------|-------|-------|
| | Leaf ash | 1.332 | 13.21 | 0.952 |
| | Bark Powder | 3.249 | 3.304 | 0.981 |
| | Bark ash | 1.373 | 17.9 | 0.945 |

The applicability of the kinetic equations are compared using R^2 . Of these five kinetic models, R^2 value for the pseudo second-order model is greater than other kinetic models and this indicates that the pseudo second-order model is the best fit to the observed data of the present studied adsorption systems. Of these models, the least is Weber and Morris diffusion model.

Interfering Ions: The % removal of Al (III) ions in presence of tenfold excess of co-ions found in waters, namely, SO_4^{2-} , NO_3^- , Cl^- , Phosphate, F^- , Carbonate, Ca(II) , Mg(II) , Cu(II) , Zn(II) and Ni (II) ions, has been studied. The results tabulated in Table.4. Cations envisage marginal effect on the % extractability of Al (III) and it never comes down below 91.0%.

Anions like SO_4^{2-} , NO_3^- and CO_3^{2-} have least affected the % removal while Chlorides and Fluorides markedly affected. Phosphates synergistically maintained at 100% of extraction. Percentage of extractions ranges from 94.6 to 99.5% in the presence of Sulphates; 94.1 to 100% with Nitrates; 92.6 to 98.3% with Carbonates; 64.1 to 78.1% with Chlorides; and 60.1 to 68.8% with Fluorides at optimum extraction conditions as cited in the Table.4.

Table.4. Effect of Interfering Ions on the Extractability of Aluminum (III) using adsorbents pertaining to *Pongamia pinnata* plant

| S. No | Adsorbent | Max. extraction at optimum conditions | % of Extractability of Aluminum (III) in the presence of tenfold excess of interfering ions at optimum extraction conditions | | | | | | | | | | |
|-------|---------------|--|--|-----------------|---------------|--------------------|--------------|--------------------|------------------|------------------|------------------|------------------|------------------|
| | | | SO_4^{2-} | NO_3^- | Cl^- | PO_4^{3-} | F^- | CO_3^{2-} | Ca^{2+} | Mg^{2+} | Cu^{2+} | Zn^{2+} | Ni^{2+} |
| 1. | Leaves powder | 100.0%, pH:6;150 minutes; 3.0gm/lit | 94.6 | 94.1 | 64.1 | 100.0 | 60.1 | 92.6 | 91.3 | 94.3 | 93.2 | 94.0 | 91.4 |
| 2. | Leaves Ashes | 100.0%; pH:6;120 minutes; 2.5gm/lit | 99.3 | 100.0 | 78.1 | 100.0 | 64.3 | 99.0 | 96.1 | 99.6 | 97.9 | 99.3 | 97.3 |
| 3. | Stems powder | 100.0%; pH:6;150 minutes; 2.5gm/lit | 98.6 | 98.3 | 71.5 | 100.0 | 68.8 | 98.3 | 96.5 | 99.2 | 97.0 | 97.3 | 96.5 |
| 4. | Stems ash | 100.0 % pH:6;120 minutes; 2.0 gm/lit | 99.5 | 99.0 | 71.9 | 100.0 | 63.9 | 97.8 | 95.8 | 99.1 | 98.1 | 98.9 | 97.1 |

DISCUSSIONS

For a thorough understanding nature of mechanism of adsorption, morphological investigations using such modern instruments like XPS, FTIR, SEM and EDS in addition to traditional elemental chemical analysis with and without adsorbate onto the sorbent surface, are needed. It is beyond the nature of the present work. However, a rough nature of sorption characteristic may be accounted from the pH-dependent dissociation of functional groups ($-\text{OH}$ or $-\text{COOH}$) on the surface of these biomaterials.

At high pHs these groups dissociate imparting negative charge to the surface and so the surfaces are surged with electrostatic thrust for positively charged ions. But with decrease in pH, the dissociation of functional groups is less favored and further, protination may also occur and thereby, nature of sorption is reversed. Hence, at low pHs, the surface positive charges develop affinity towards anions. At pHs less than 5, the main species for Al (III) is $\text{Al}[(\text{H}_2\text{O})_6]_3^+$. However, with increase in pH, $\text{Al}(\text{OH})_2^+$ are increasingly formed. In neutral pH, amorphous $\text{Al}(\text{OH})_3$ precipitates while at high pHs, the precipitate dissolves to form $\text{Al}(\text{OH})_4^-$. Between 6 to 8 pH, the Aluminum ions essentially exists as hydrated $\text{Al}(\text{OH})_3$ but it is not precipitated from dilute solutions of $\text{Al}(\text{OH})_2^+(\text{H}_2\text{O})_3$ in spite of insolubility as formation of $\text{Al}(\text{OH})_3$ is inhibited (Albert Cotton, 1988).

The bio-sorbents through OH/COOH groups bind the hydrated Aluminum hydroxide either due to electrostatic interactions or via hydrogen bonding resulting in the increase in extraction. As the pH is increased to 10, the species exists is anion, $\text{Al}(\text{OH})_4^-$ (Albert Cotton, 1988) and is having less affinity towards the sorbent. Hence, % removal is decreased. Ashes are the oxides of some heavy metals containing large amounts of silica. The ashes,

contains '-OH' groups and '-O-'. The observed behaviors of extractability as pH varies may be understood in the same way as that of raw leaves or stem powders. In fact, the transitional pH for silica is 3 and at this pH value, the surface of silica changes from anion exchange nature to cation exchange nature and vice versa (Parks, 1965; Ravindhranath, 1987) and this supports the proposed logic for the observed behavior.

The decrease in the rate of adsorption with the progress in the equilibration time may be due to the more availability of adsorption sites initially and are progressively used up with time. The observations made with respect to the interfering ions are interesting to note. Sulphate, nitrate and carbonate seldom affect the extractability of Aluminum (III) on adsorbents while chlorides and fluorides markedly decrease the extraction.

This may be attributed to the fact that chlorides and fluorides desorb the Aluminum (III) from the adsorption sites of the sorbent by the formation of anionic complexes, AlF_4^- and $AlCl_4^-$. In presence of phosphate, the % removal of Al (III) is enhanced and it may be due to the formation of sparingly soluble Aluminum Phosphate, $AlPO_4$ which is gelatinous in nature and is trapped or occluded in the matrix of the sorbents and thus enhances the % of extractability of Aluminum (III) species.

Applications: The validity of procedures formed in this work were tested with respect to the real samples of diverse nature, collected from the sewages/effluents of Aluminum based industries and also in natural contaminated waters. Results were presented in Table.5.

It is inferred that the sorbents investigated are effective in the removal of Aluminum (III) at optimum extraction conditions as given in Table.5. The removal of Aluminum (III) is ranging from 91.5% to 98.2% with leaves powder and 91.5 to 96.5% with their ashes; 90.5% to 98.2% with the stems powder and 94.5% to 98.0% with their ashes.

Table.5. Applications: Extraction of Aluminum (III) from Different Industrial Effluents and Natural polluted Lake Samples using Bio-sorbents developed in this work

| Samples Collected At Different Places | Conc. of Al(III) in the Sample | % of Maximum extraction of Al(III) | | | |
|---|--------------------------------|--|---------------------------------------|--|--------------------------------------|
| | | <i>Pongamia pinnata</i> | | | |
| | | Leaves Powders (mesh:<75 μ) pH:6; 150 min & 3.0 g/l | Leaves Ashes pH: 6; 120 min & 2.5 g/l | Barks Powders (mesh:<75 μ) pH:6;150 min & 2.5 g/l | Barks Ashes pH: 6; 120 min & 2.0 g/l |
| Alum Industry effluents: | | | | | |
| 1 | 10.0 ppm | 93.5% | 92.3% | 90.5% | 93.5% |
| 2 | 14.0 ppm | 92.8% | 92.3% | 91.0% | 94.5% |
| 3 | 16.5 ppm | 91.5% | 94.2% | 92.1% | 96.2% |
| Natural polluted Lake Samples (fed with known amounts of Aluminum (III)): | | | | | |
| 1 | 7.5 ppm | 97.8% | 96.5% | 97.6% | 98.0% |
| 2 | 10.5 ppm | 98.2% | 96.3% | 96.7% | 97.4% |
| 3 | 11.5ppm | 96.7% | 95.8% | 98.2% | 96.9% |

4. CONCLUSIONS

- Bio-adsorbents derived from leaves, or stems of *Pongamia pinnata* are investigated for the removal of Al (III) ions from polluted waters. Successful and effective methodologies have been developed.
- Percentage of removal of Al (III) is 100% with some adsorbents probed in the present investigation from the synthetically prepared simulated waste waters at optimum extraction conditions of pH: 6-8 (vide Graph No.1-a to 1-d), agitation time and sorbent conc. as given in the Table.4.
- Most of the common cations, even at tenfold excess, envisaged marginal effect on the removal of Al (III) at optimum extraction conditions. Anions like NO_3^- , SO_4^{2-} , and CO_3^{2-} have least affected the % removal while Cl^- and F^- markedly affected. Phosphates synergistically maintained the 100% removal.
- Freundlich and Langmuir isotherms are plotted and R^2 and R_L values are determined. These values have confirmed that adsorption obeys Langmuir adsorption indicating monolayer formation.
- On analysis of the nature of sorption process using Temkin and Dubinin-Radushkevich isotherms, 'physisorption' nature is revealed.
- Pseudo-first and second-order and also diffusion models such as Bangham's and Weber and Morris, have been used to understand the adsorption kinetics. Pseudo-second-order model is found to be suitable to explain the mode of kinetics.

- The thermodynamic study reveals the endothermic nature to the adsorption of Al (III) ions onto the surface and the adsorption increases with the rise in temperature.
- The procedures developed are successfully applied for some industrial and contaminated lake samples.

5. ACKNOWLEDGEMENT

The authors thank UGC for financial aid for conducting this research work.

REFERENCES

- Aharoni C, Ungarish M, Kinetics of activated chemisorption, Part2, Theoretical models, J. Chem. Soc. Faraday Trans, 1, Phys. Chem. Condens. Phases, 73 (3), 1977, 456-464.
- Alagumuthu G, Rajan M, Kinetic and equilibrium studies on fluoride removal by zirconium (IV)-impregnated ground nutshell carbon, Hem. Ind, 64 (4), 2010, 295-304.
- Albert Cotton F and Geoffrey Wilkinson, Advanced Inorganic Chemistry, Ed. John Wiley and Sons, New York, 5, 1988, 216.
- Anna Aruna K, Ravindhranath, Extraction of Aluminum (III) Ions from Polluted Waters Using Bio-Sorbents Derived from *Acacia melanoxylon* and *Eichhornia crassipes* Plants, Journal of Chemical and Pharmaceutical Research, 4 (5), 2012, 2836-2849.
- Anna Aruna Kumari K, Ravindhranath, Extraction of Aluminum (III) Ions from Polluted Waters Using New Bio-Sorbent, Asian Journal of Research in Chemistry, 5 (7), 2012, 882-892.
- Anna Aruna Kumari K, Ravindhranath, Removal Of Aluminium (III) From Polluted Waters Using Biosorbents Derived From *Achiranthus aspera* and *Cassia occidentalis*, International Journal of Water Resources and Environmental Sciences, 1 (1), 2012, 08-19.
- Anna Aruna Kumari K, Ravindhranath, Removal of Aluminum (III) Ions from Polluted Waters using Bio-Sorbents derived from *Moryngea millingtonia* and *Cygium arjunum* Plants, International Journal of ChemTech Research, 4 (4), 2012, 1733-1745.
- Atkins P, Physical chemistry, Oxford University press, London, 6, 1999, 857-864.
- Birchall J.D, Exley C, Chappell J.S, Phillips M.J, Acute toxicity of aluminium to fish eliminated in silicon-rich acid waters Nature, London, 46, 1989, 338.
- Bouberka Z, Kaoha S, Kamecha, Elmaleh S, Derriche Z, Sorption study of an acid dye from aqueous solutions using modified clays, J. Hazard. Mat, 119, 2005, 117-124.
- Campbell I.R, Cass Js, Cholak J, Kehoe Ra, Aluminum in the environment of man; a review of its hygienic status, AMA Arch Ind Health, 15 (5), 1957, 359-448.
- Chaturvedi A.K, Pathak K.C and Singh V.N, Fluoride removal from water by adsorption on China clay, Appl. Clay Sci, 3, 1988, 337-346.
- Crapper D.R, McLachlan V, De Boni, Aluminum in human brain disease—an overview, Neurotoxicology, 1, 1980, 3.
- Denizli A, Say R, Pigin E, Removal of aluminium by Alizarin Yellow attached magnetic poly (2-hydroxyethyl metha-crylate) beads, React. Funct. Polym, 55 (1), 2003, 99-107.
- Descotes J, Immune-Toxicology of Drugs and Chemicals, Elsevier, Amsterdam, 1988.
- Divya Jyothi M, Rohini Kiran K, Ravindhranath K, New Bio-Sorbents in the Control of Phosphate Pollution in Waste Waters, International Journal of Applied Environmental Sciences, 7 (2), 2012, 127-140.
- Dubin M.M, Radushkevich L.V, The equation of the characteristic curve of the activated charcoal, Proc. Acad. Sci. U.S.S.R, Phys. Chem. Sect, 55, 1947, 331.
- Flaten T.P, Alfrey A.C, Birchall J.D, Savory J, Yokel R.A, Status and future concerns of clinical and environmental aluminum toxicology, Toxicol J. Environ. Health, 48, 1996, 525.
- Flaten T.P, Aluminium as a risk factor in Alzheimer's disease, with emphasis on drinking water, Brain Res. Bull, 55, 2001, 187.
- Freundlich H.M.F, Over the adsorption in solution, J. Phys. Chem, 57, 1906, 385-471.

Gensemer R.W, The effects of pH and aluminum on the growth of the acidophilic diatom *Asterionella ralfsii* var.americana. *Limnol, Oceanogr*, 36, 1991, 123.

Gerard Kiely, *Environmental Engineering*, McGraw-Hall International Editions, 1998.

Gerente C, Lee V.K.C, Le Cloirec P, McKay G, Application of Chitosan for the Removal of Metals from Wastewaters by Adsorption-Mechanisms and Models Review, *Crit. Rev. Environ. Sci. Technol*, 37, 2007, 41-127.

Ghazy S.E, Samra S.E, Mahdy A.M, S.M. El-Morsey, Kinetic investigation of the removal of aluminum from water samples by adsorption onto powdered marble wastes, *Separation Science and Technology*, 40, 2005, 1797-1815.

Hall K.R, Eagleton L.C, Acrivos A, Vermevlem T, Pore and solid diffusion kinetics in fixed bed adsorption under constant pattern conditions, *Ind. Eng. Chem. Fundam*, 5, 1966, 212-219.

Hameed B.H, Evaluation of papaya seed as a non-conventional low cost adsorbent for removal of MB, *Hazard. Mater J*, 162, 2009, 939-944.

Hanumantha Rao Y, Krishna Mohan G.V, Ravindhranath K, Extraction of zinc from polluted waters using bio-sorbents derived from *Prosopis cineraia*, *Tephrosia purpurea* and *Justicia adhatoda* plants, *Journal of Chemical and Pharmaceutical Research*, 7 (9), 2015, 794-808.

Hanumantha Rao Y, Ravindhranath K, New bio-sorbents in the extraction of Chromium (VI) from polluted waters, *Der Pharma Chemica*, 7 (12), 2015, 286-298.

Hanumantha Rao Y, Ravindhranath K, New methodologies in phosphate pollution control: using bio-sorbents derived from *Terminalia arjuna* and *Madhuca indica* plants, *International Journal of Chem Tech Research*, 8 (12), 2015, 784-796.

Hanumantha Rao Y, Rohini Kiran K, Ravindhranath K, Extraction of Some Pollutive Ions Using Different Biomasses in Oxidation Ponds, *J of Chemical and Pharmaceutical Research*, 6 (9), 2014, 48-54.

Hanumantharao Y, Medikundu Kishore, Ravindhranath K, Characterization And Defluoridation Studies Using Activated Acacia Farnesiana Carbon As Adsorben, *Electronic Journal of Environmental, Agricultural and Food Chemistry*, 11 (5), 2012, 442-458.

Hanumantharao, Medikundu Kishore, Ravindhranath K, Characterization and Adsorption Studies of Lagenaria Siceraria Shell Carbon for the Removal of Fluoride, *International Journal of Chem Tech Research*, 4 (4), 2012, 1686-1700.

Haven K.E, Acid and Aluminum Effects on Sodium Homeostasis and Survival of Acid-Sensitive and Acid-Tolerant Cladocera, *Can. J. Aquat. Fish Sci*, 49, 1992, 2392.

Haven K.E, Heath R.T, Acid and aluminum effects on freshwater zooplankton: An in situ Mesocosm Study, *Environ. Pollution*, 62, 1989, 195.

Ho Y.S, McKay G, Pseudo-second order model for sorption processes, *Process Biochem*, 34, 1999, 451-465.

Ho Y.S, Ng J.C.Y, McKay G, Kinetics of pollutant sorption by biosorbents: review, *Sep. Purif. Methods*, 29, 2000, 189-232.

Horsfall M, Spiff A, Effects of temperature on the sorption of Pb²⁺ and Cd²⁺ from aqueous solution by *Caladium bicolor* (Wild Cocoyam) biomass, *J. Biotechnol*, 8, 2005, 162-169.

Javaweera M.W, Kasturiarachchi J.C, Kularatne R.K, Wijeyekoon S.L, Removal of aluminium by constructed wetlands with water hyacinth (*Eichhornia crassipes* (Mart.) Solms) grown under different nutritional conditions, *J. Envi. Sci. Health A. Tox Hazard Subst. Environ Eng*, 42 (2), 2007, 185-191.

Jeffery G.H, Bassett J.J, Mendham J, Denney R.C, Vogel's Textbook of Quantitative Chemical Analysis, Addison Wesley Longman Limited, Ed.5, 1989, 678.

Jekel M.R, Aluminum in water: How it can be removed? Use of aluminum salts in treatment, *Proc. of the Int. Water Supply Ass*, Copenhagen, Denmark, 1991.

John Sorenson R, Iriere R, Campbell B, Lloyd, Stepper, Robert D. Lingg, Aluminium in the Environment and Human and Health, *Environmental Health Perspectives*, 8 (3), 1996, 95.

Karthikeyan G, Siva Elango S, Fluoride sorption using Moringa Indica-based activated carbon, Iran J. Environ. Health. Sci. Eng, 4 (1), 2007, 21-28.

Kochian L.V, Cellular mechanisms of Aluminum toxicity and resistance in plants, Annu. Rev. Plant Physiol. Plant Mol. Biol, 46, 1995, 237.

Lagergren S, About the theory of so-called adsorption of soluble substances, Kungliga Svenska, Vetenskaps akademien, Handlingar, 24 (4), 1898, 1-39.

Langmuir I, The adsorption of gases on plane surfaces of glass, mica, and platinum, J. Am. Chem. Soc, 40, 1919, 1361-1368.

Lenore S, Clesceri E, Arnold Greenberg D, Andrew, Easton (Editors), Standard Methods for the Examination of Water and Wastewater, American Public Health Association, Ed, 20, 1998, 3-65.

Letterman R.D, Discroll C.T, Control of Residual Aluminum in Filtered Water, AWWA RF Report, AWWA, Denver, CO 80235, 1994, 1-93.

Lindsay W.L, Walthal, The Environmental Chemistry of Aluminum, Ed. G Sposito, 2nd Ed, CRC Press, Boca Raton, Florida, 1996, 334.

Massey Herausgegeben von R, Tyler D, Aluminium in Food and the Environment. Proceedings of a Symposium organized by the Environment and Food Chemistry Group of the Industrial Division of the Royal Society of Chemistry, London, Royal Society of Chemistry, Cambridge, 1989.

Matus P, Kubova J, Complexation of labile aluminum species by chelating resins Iontosorb- a new method for Al environmental risk assessment, Journal of Inorganic Biochemistry, 99, 2005, 1769-1778.

McClure J, Smith P.S, The localization of aluminum and other elements in bone tissue of a case of renal osteodystrophy with an associated dialysis encephalopathy syndrome, J Path, 142, 1984, 293.

Metcalf and Eddy, Wastewater Engineering, Treatment of Reuse, 4th. Ed, McGraw Hill Co, New York, 2003.

Miller G.R, Kopley C.F, Kelty C.K, Sober A.J, Ulmer S.N, The occurrence of aluminum in drinking water, AWWA J, 76 (1), 1994, 184.

Mohamad Nasir Othman, Md Pauzi Abdullah, Yang Farina Abi. Aziz, Removal of Aluminium from drinking water, Sains Malaysiana, 39 (1), 2010, 51-55.

Monika J, Garg V, Kadirvelu K, J Chromium (VI) removal from aqueous solution, using sunflower stem waste, Hazardous materials, 162, 2009, 365-372.

Naga Babu A, Krishna Mohan G.V, Ravindhranath K, Removal of Chromium (VI) from polluted Waters Using Adsorbents Derived from *Chenopodium album* and *Eclipta prostrate* Plant Materials, International Journal of Chem Tech Research, 9 (3), 2016, 506-516.

Onyango M.S, Kojima Y, Aoyi O, Bernardo E.C, Matsuda H Adsorption equilibrium modeling and solution chemistry dependence of fluoride removal from water by trivalent-cation-exchanged zeolite F-9, J. Colloid Interface Sci, 279, 2004, 341-350.

Ozacar M, Sengil I.A, A Kinetic study of metal dye sorption on to pine saw dust, Process Biochem A, 40, 2005, 565-572.

Papodu K, Hanumantha Rao Y, Ravindhranath K, Removal of Zinc from waste waters using new biosorbents derived from *Terminalia arjuna*, *Atlantia monophylla* (L) correa and *Madhuca indica* plants, Der Pharma Chemica, 6 (6), 2014, 19-34.

Parker D.R, Kinraide T B, Zelazny L.W, On the Phytotoxicity of Polynuclear hydroxyl-aluminum complexes, Soil Sci. Soc. Am. J, 53, 1989, 789.

Parks G.A, The isoelectric points of solid oxides: solid hydroxides, and aqueous hydroxo complex systems, Chem Rev, 65, 1965, 177.

Paul B, Oaykm Zimnik R, Joseph Sneddon, Binding and removal of Aluminum ions in water by an Algal Biomass, Analytical letters, 21, 1988, 1383-1396.

Pesavento M, Alberti G, Bieuz R, Investigation of the speciation of aluminium in drinking waters by sorption on a strong anionic-exchange resin AG1X8, *Anal. Chim. Acta*, 367 (1-3), 1998, 215-222.

Pettersson A, Hallbom L, Begman B, Aluminum Effects on Uptake and Metabolism of Phosphorus by the Cyanobacterium *Anabaena cylindrica*, *Plant Physiol*, 86, 1988, 112.

Prameela Rani K, Ravindhranath K, Removal Of Ammonia From Polluted Waters Using New Bio-Sorbents, *Journal of Chemical and Pharmaceutical Research*, 6 (5), 2014, 889-900.

Prameela Rani K, Ravindhranath K, The Use of Bio-Adsorbents Derived From *Cassia auriculata*, *Celastrus paniculata* And *Carmona retusa* in the removal of Ammonia from Polluted Waters, *Der Pharma Chemica*, 6 (3), 2014, 56-63.

Ravindhranath K, Janardhan P.B, Theoretical Aspects of Paper and Thin-Layer Chromatography, *Proc. Indian Natn. Sci. Acad*, 53, 1987, 650-669.

Sairam Sundaram C, Viswanathan N, Meenakshi S, Defluoridation of water using magnesia/chitosan composite, *J. Hazard. Mater*, 163 (2-3), 2009, 618-624.

Sekar M, Sakthi V, Rengaraj S, Kinetics and equilibrium adsorption study of lead (II) onto activated carbon prepared from coconut shell, *J. Colloid Interface Sci*, 279, 2004, 307-313.

Sekhar K.P.C, Vishnu Babu R.V, Srividhya D, Ravindhranath K, Removal of Chromium (VI) from Waste Waters Using Leaves Powders of *Justicia adhatoda*, *Cissus quadrangularis*, *Soapnut acacia*, *Der Pharma Chemica*, 4 (2), 2012, 664-673.

Septum C, Rattanaphani S, Bremner J.B, Rattanaphani V, An adsorption study of Al (III) ions onto chitosan, *J of Hazardous Materials*, 148, 2007, 185-191.

Shaban El-Sayed Ghazy, Salem El-Sayed Samra, Abd El-Fattah Mohammed Mahdy, and Sherin Mohammed EL-Morsy, Removal of Aluminum from Some Water Samples by Sorptive-Flotation Using Powdered Modified Activated Carbon as a Sorbent and Oleic Acid as a Surfactant, *Analytical Sciences*, 22, 2006, 377.

Shaik Karimulla K, Ravindhranath, Extraction of Methyl Organe Dye from Polluted Waters using Bio-Sorbents Derived from *Thespesia populnea* and *Pongamia pinnata* Plants, *Der Pharma Chemica*, 6 (4), 2014, 333-334.

Singh T.S, Pant K.K, Equilibrium, kinetics and thermodynamic studies for adsorption of As(III) on activated alumina, *Sep. Pur. Technol*, 36 (2), 2004, 139-147.

Sree Devi O, Ravindhranath K, Control of Chromate In Polluted Waters: A Biological Approach, *Indian Journal of Environment Protection*, 32 (11), 2012, 943-951.

Srinivasa Reddy B, Krishna Veni V, Ravindhranath K, Removal Of Methylene Blue Dye From Waste Waters Using New Bio-Sorbents Derived From *Annona squamosa* And *Azadiracta indica* Plants, *Journal of Chemical and Pharmaceutical Research*, 4 (11), 2012, 4682.

Srinivasa Reddy B, Ravindhranath K, Leaves and barks of some plants as bio-adsorbents in the control of methylene blue dye from waste waters, *International J of Chem. Tech Research*, 6 (14), 2014, 5612-5624.

Srinivasa Reddy B, Ravindhranath K, New bio-sorbents in the extraction of methylene blue dye from waste waters, *Der Pharmacia Lettre*, 7 (1), 2015, 159-171.

Srinivasan P.T, Viraraghavan T, Characterization and concentration profile of aluminium during drinking-water treatment, *Water SA*, 28 (1), 2002, 99-106.

Srinivasan P.T, Viraraghavan T, Subramanian K.S, Aluminium in drinking water: An overview, *Water SA*, 25 (1), 1999, 47-56.

Suneetha M, Ravindhranath K, Extractability of nitrites from polluted waters using bio-sorbents derived from leaves, barks or stems of some herbal plants, *J of Chemical and Pharmaceutical Research*, 6 (8), 2014, 408-420.

Suneetha M, Ravindhranath K, Removal of ammonia from polluted waters using biosorbents derived from powders of leaves, stems or barks of some plants, *Der Pharma Chemica*, 4 (1), 2012, 214-227.

Suneetha M, Ravindhranath K, Removal of Nitrite from Polluted Waters using Bio-sorbents derived from Powders of Leaves, Barks or Stems of Some Herbal Plants, *International Journal of Chemical, Environmental and Pharmaceutical Research*, 3 (1), 2012, 24-34.

Suneetha M, Ravindhranth K, Ashes of Leaves of Some Plants as Bio-Adsorbents in the Control of Nitrate Pollution in Waste Waters, *Journal of Pharmaceutical and Biomedical Sciences*, 25 (25), 2012, 322-329.

Suneetha M, Syama Sundar B, Ravindhranath K, Defluoridation Of Waters Using Low-Cost HNO_3 Activated Carbon Derived From Stems Of *Senna occidentalis* Plant, *International Journal of Environmental Technology and Management*, 18 (3), 2015, 420-447.

Suneetha M, Syama Sundar B, Ravindhranath K, Extraction Of Fluoride From Polluted Waters Using Low-Cost Active Carbon Derived From Stems Of *Acalypha indica* Plant, *Asian Journal of Water, Environment and Pollution (IOS)*, 12 (3), 2015, 33-49.

Suneetha M, Syama Sundar B, Ravindhranath K, Ground Water Quality Status with Respect to Fluoride Contamination in Vinukonda Mandal, Guntur District, Andhra Pradesh, India and Defluoridation with Activated Carbons, *International Journal of Chem Tech Research*, 15, 07 (01), 2014, 93-107.

Suneetha M, Syama Sundar B, Ravindhranath K, Removal Of Fluoride From Polluted Waters Using Active Carbon Derived From Barks of *Vitex negundo* Plant, *Journal of Analytical Science and Technology*, 6, 2015, 15.

Suneetha M, Syama Sundar B, Ravindhranath K, Studies on fluoride removal from polluted waters using active carbon derived from stems of abutilon indicum plant, *J of Chemical and Pharmaceutical Research*, 6 (10), 2014, 574-592.

Temkin M.J, Pyzhev V, Recent modifications to Langmuir isotherms, *Acta Physiochim, U.S.S.R*, 12, 1940, 217-222.

Tony Sarvinder Singh, Bhavik Parikh, Pant K.K, Investigation on the sorption of aluminium in drinking water by low-cost adsorbents, *Water SA*, 32 (1), 2006, 49-54.

Trivedy R.K, *Pollution Management in Industries*, Environmental Publications, Karad, India, 1979.

Viswanathan N, Meenakshi S, Enriched fluoride sorption using alumina/chitosan composite, *J. Hazard. Mater*, 178, 2010, 226-232.

Weber W.J, Morris C, Kinetics of adsorption on carbon from solution , *J. Sanit. Eng. Div*, 89, 1963, 31-59.

Yoshimum E, Kshi M, Twsunoda K I, Identification of Al(III) Species in a Solution Containing Equimolar Concentrations of Al(III) and Citric Acid Using Varying-Temperature ^{27}Al NMR Spectrometry *Anal. Sci*, 20, 2004, 373.